



*Passion for Green*

## ET MODULE Monocrystalline

ET-M572185B	185W
ET-M572180B	180W
ET-M572175B	175W
ET-M572170B	170W
ET-M572165B	165W



### Features

- + Aesthetically appealing for residential and commercial systems with black backsheet and frame
- + High module conversion efficiency, through superior manufacturing technology
- + Guaranteed -1% to +3% Power Tolerance
- + Entire module certificated to withstand high wind loads and snow loads (5400Pa)
- + Anodized aluminum is mainly for improving corrosion resistance.
- + Highly transparent, low-iron, tempered glass, and antireflective coating
- + Excellent performance under low light environments

### Benefits

- + 25-year warranty on power output; 5-year warranty on materials and workmanship
- + Product liability insurance
- + Local technical support
- + Local warehousing
- + 48 hour-response service
- + Enhanced design for easy installation and long term reliability

**JOHNSON POWERS LLC**

IEC 61215 Ed.2  
IEC 61730



CONFORMS TO ANSI/UL STD 1703  
CERTIFIED TO ULC/CSA STD ORDC1703

[www.johnsonpowers.com](http://www.johnsonpowers.com)

## ELECTRICAL SPECIFICATIONS

Model type	ET-M572185B	ET-M572180B	ET-M572175B	ET-M572170B	ET-M572165B
Peak power (Pmax)	185W	180W	175W	170W	165W
Cell Efficiency	17.82%	17.34%	16.86%	16.35%	15.90%
Module Efficiency	14.50%	14.11%	13.71%	13.32%	12.92%
Maximum power voltage (Vmp)	36.30V	36.30V	36.24V	36.13V	35.80V
Maximum power current (Imp)	5.09A	4.95A	4.83A	4.71A	4.60A
Open circuit voltage (Voc)	44.60V	44.60V	44.25V	44.16V	44.12V
Short circuit current (Isc)	5.80A	5.61A	5.50A	5.30A	5.19A
Power Tolerance	-1 to +3%				
Maximum system voltage	DC 1000V (VDE) / DC 600V (UL)				
Normal Operating Cell Temperature	44.4±2°C				
Series fuse rating (A)	10A				
Number of bypass diode	3				

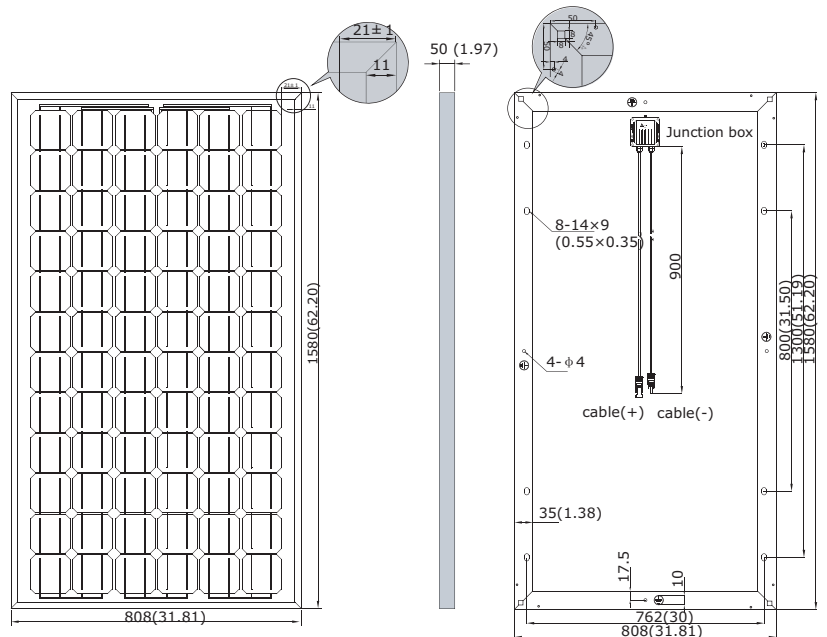
## MECHANICAL SPECIFICATIONS

Cell type	125mm x 125mm
Number of cells	72 cells in series
Weight	15.9 kg (35.05 lbs)
Dimensions	1580×808×50 mm (62.20×31.81×1.97 inch)
Max Load	5400Pascals ( 112 lb/ft <sup>2</sup> )

## TEMPERATURE COEFFICIENT

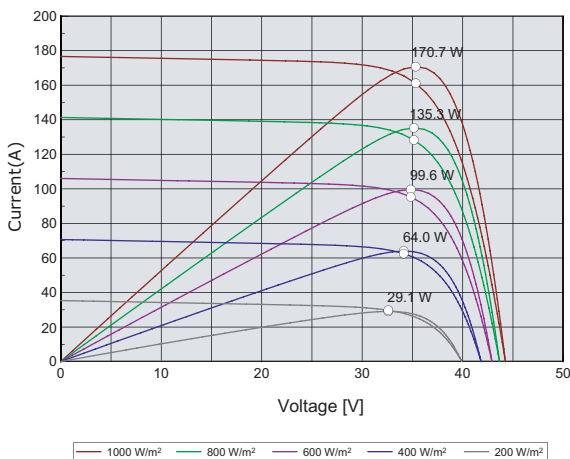
Temp. Coeff. of Isc (TK Isc)	0.042 %/°C
Temp. Coeff. of Voc (TK Voc)	-0.336 %/°C
Temp. Coeff. of Pmax (TK Pmax)	-0.47 %/°C

## PHYSICAL CHARACTERISTICS Unit:mm (inch)

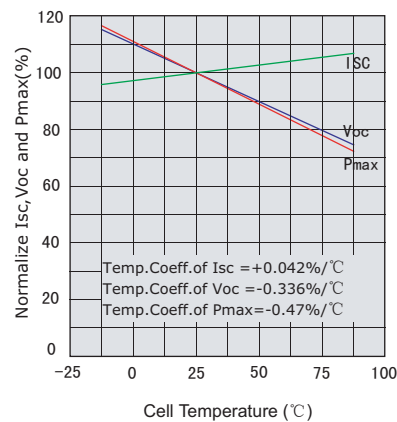


## ELECTRICAL CHARACTERISTICS

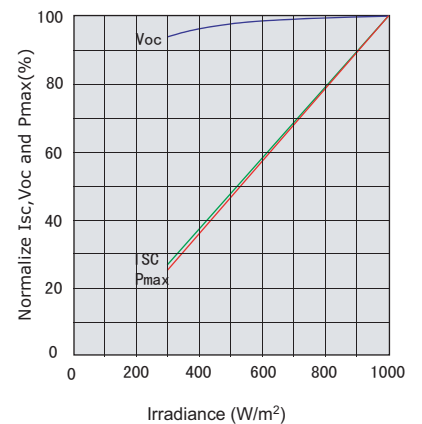
Electrical performance  
(cell temperature:25°C)



Temperature dependence of Isc,  
Voc and Pmax



Irradiance dependence of Isc,  
Voc and Pmax (cell temperature:25°C)



Note: the specifications are obtained under the Standard Test Conditions (STCs): 1000 W/m<sup>2</sup> solar irradiance, 1.5 Air Mass, and cell temperature of 25 °C.  
The NOCT is obtained under the Test Conditions : 800 W/m<sup>2</sup>, 20°C ambient temperature, 1 m/s wind speed, AM 1.5 spectrum.

Please contact [support@etsolar.com](mailto:support@etsolar.com) for technical support. The parameters may be changed without notice due to product improvement.